



# Analysis of Voter Opinions Toward Reproductive Freedom



# Key Findings: Strong Support for Reproductive Freedom

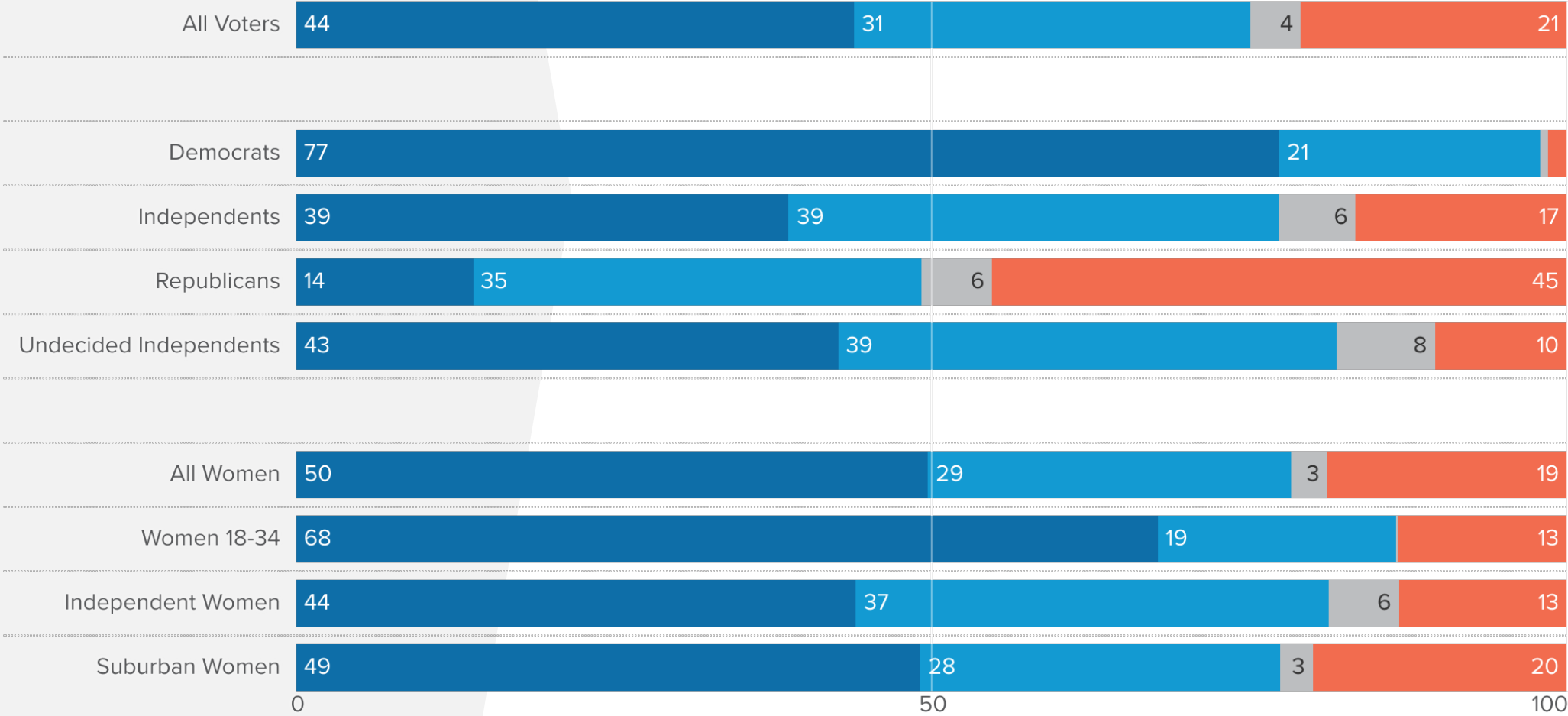
Following Texas's near-total abortion ban, Future Majority, with our partners at Change Research, surveyed voters in swing congressional districts<sup>1</sup> to understand how voters in competitive areas feel about the new law. The survey was conducted Sept. 10-14, 2021.

1. **This issue is breaking through the noise: nearly all voters know what's going on in Texas.** 90% say they are familiar with the 6-week abortion ban implemented by Texas.
2. **A strong majority of voters (75%) support reproductive freedom for women to make their own choices.** Just 21% of voters in competitive districts say they oppose abortion and think it should be illegal.
3. **62% of voters oppose banning abortion at six weeks, before most women know they are pregnant.** 63% of Independents and 94% of Democrats oppose the ban.
4. **63% of voters agree that Roe v. Wade is the law of the land and should not be changed,** including 95% of Democrats and 60% of independents. But, 50% of voters, including a majority of women, believe Roe v. Wade will be overturned by the Supreme Court.
5. **Voters do not support a filibuster being used against reproductive freedom.** 62% of voters support the Women's Health Protection Act, and 79% of voters say they will be frustrated if the Women's Health Protect Act fails to pass the U.S. Senate due to a filibuster.

# Views on Abortion

- I personally support a woman's right to abortion and believe it should be legal and available
- I am personally against abortion, but I do not believe government should prevent a woman from making that decision for herself
- I personally believe having an abortion is wrong and should be illegal
- Not sure

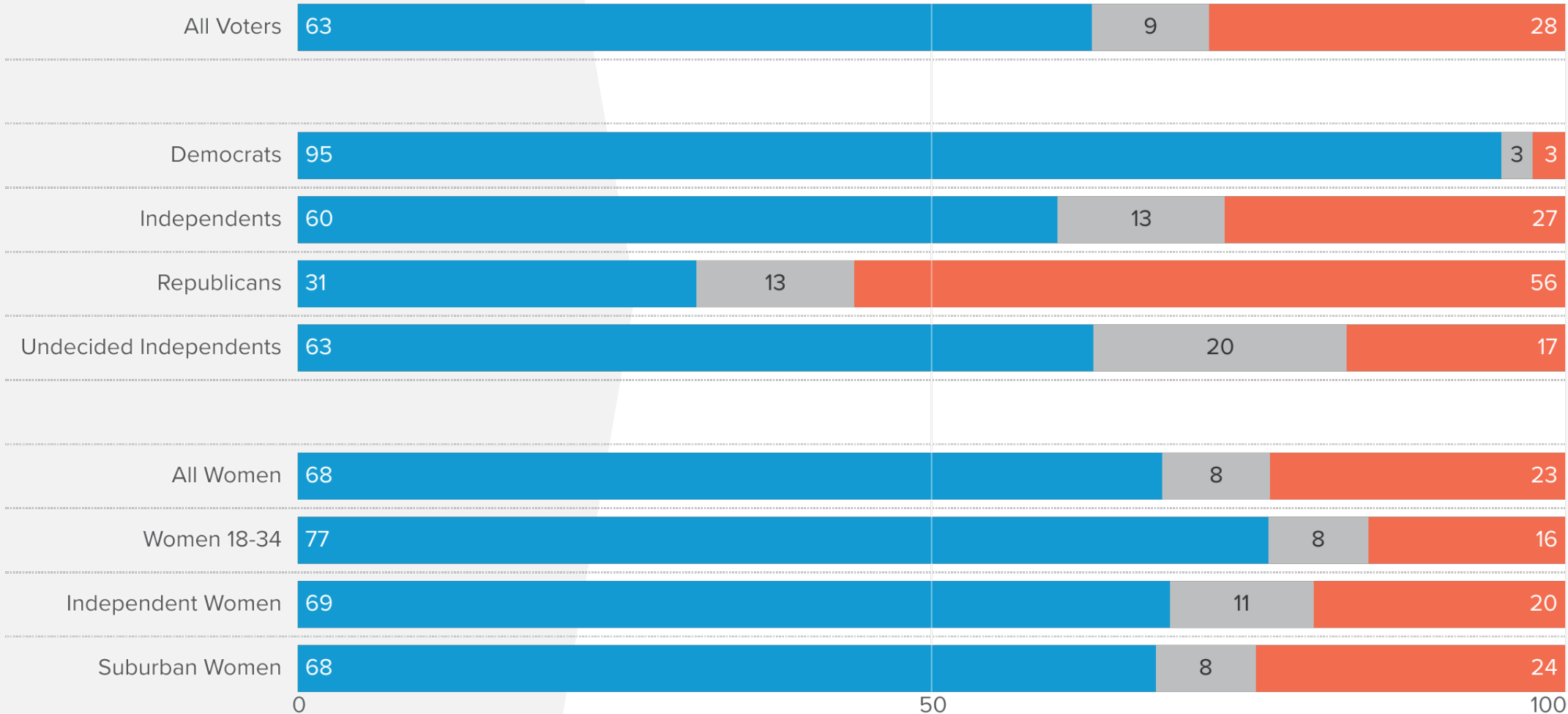
## 37 Competitive CDs



# Roe v. Wade Should Be the Law of the Land

● Agree ● Not Sure ● Disagree

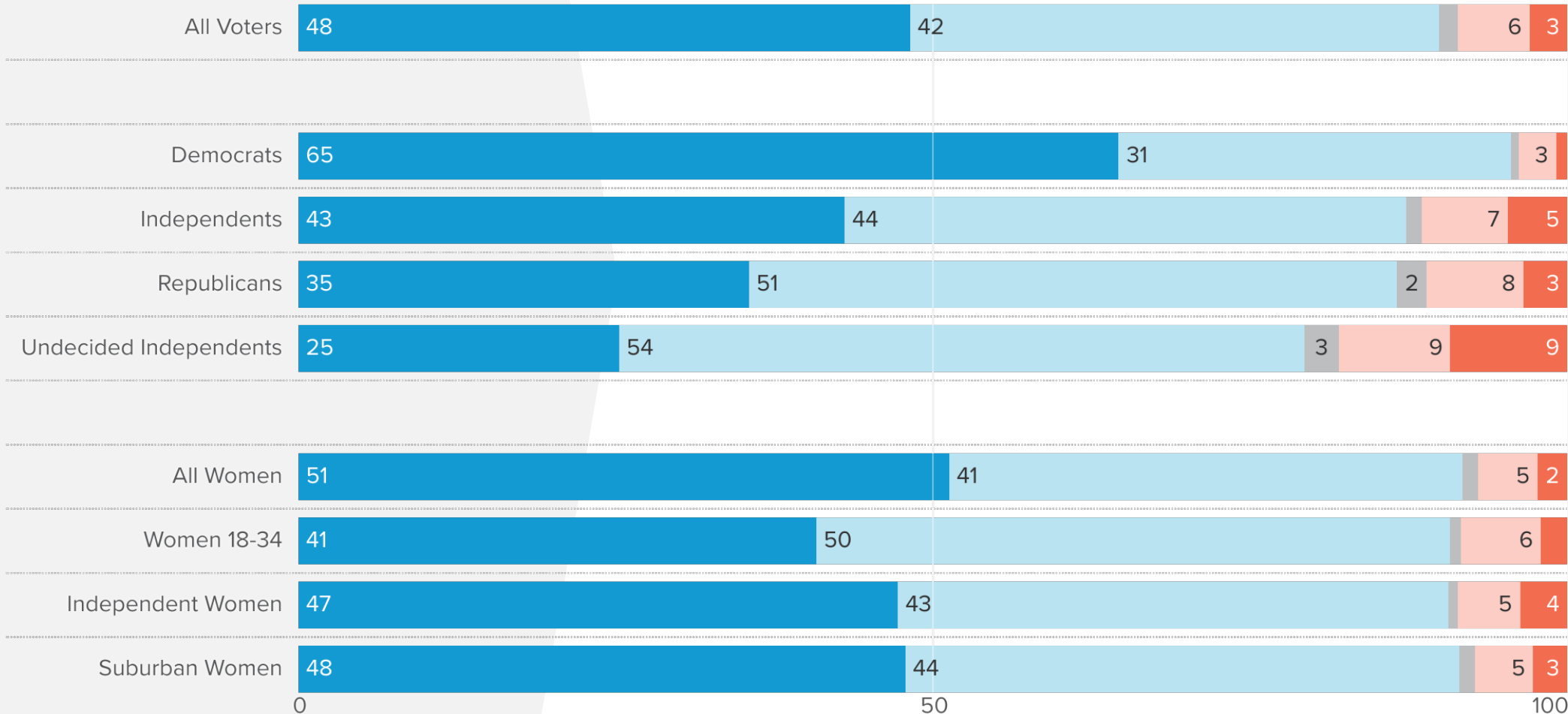
37 Competitive CDs



# Familiarity with Texas Abortion Law

Very familiar   Somewhat familiar   Not sure   Not too familiar   Not familiar at all

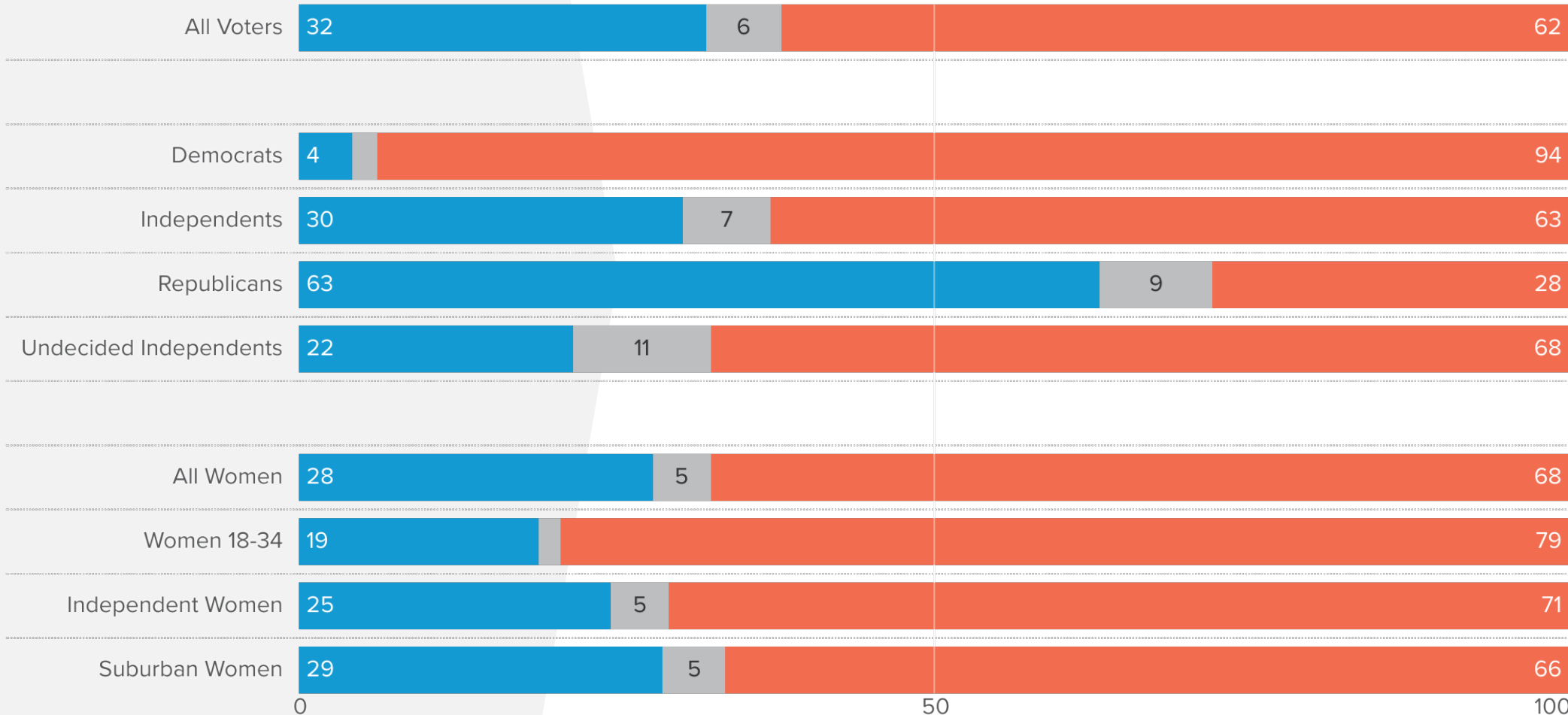
37 Competitive CDs



# Support/Oppose Six Week Abortion Ban

● Support ● Not Sure ● Oppose

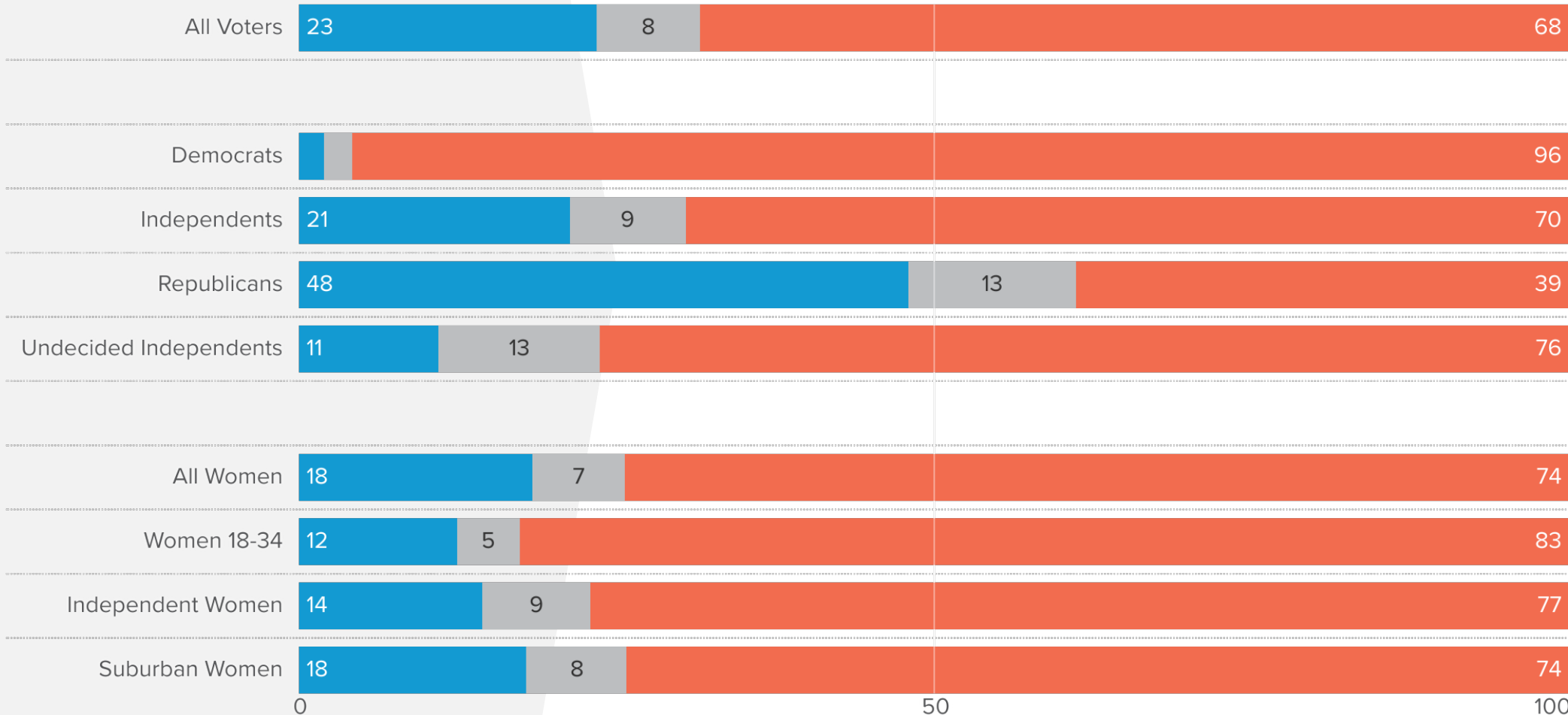
37 Competitive CDs



# Support/Oppose Lawsuits Part of Texas Law

● Support ● Not Sure ● Oppose

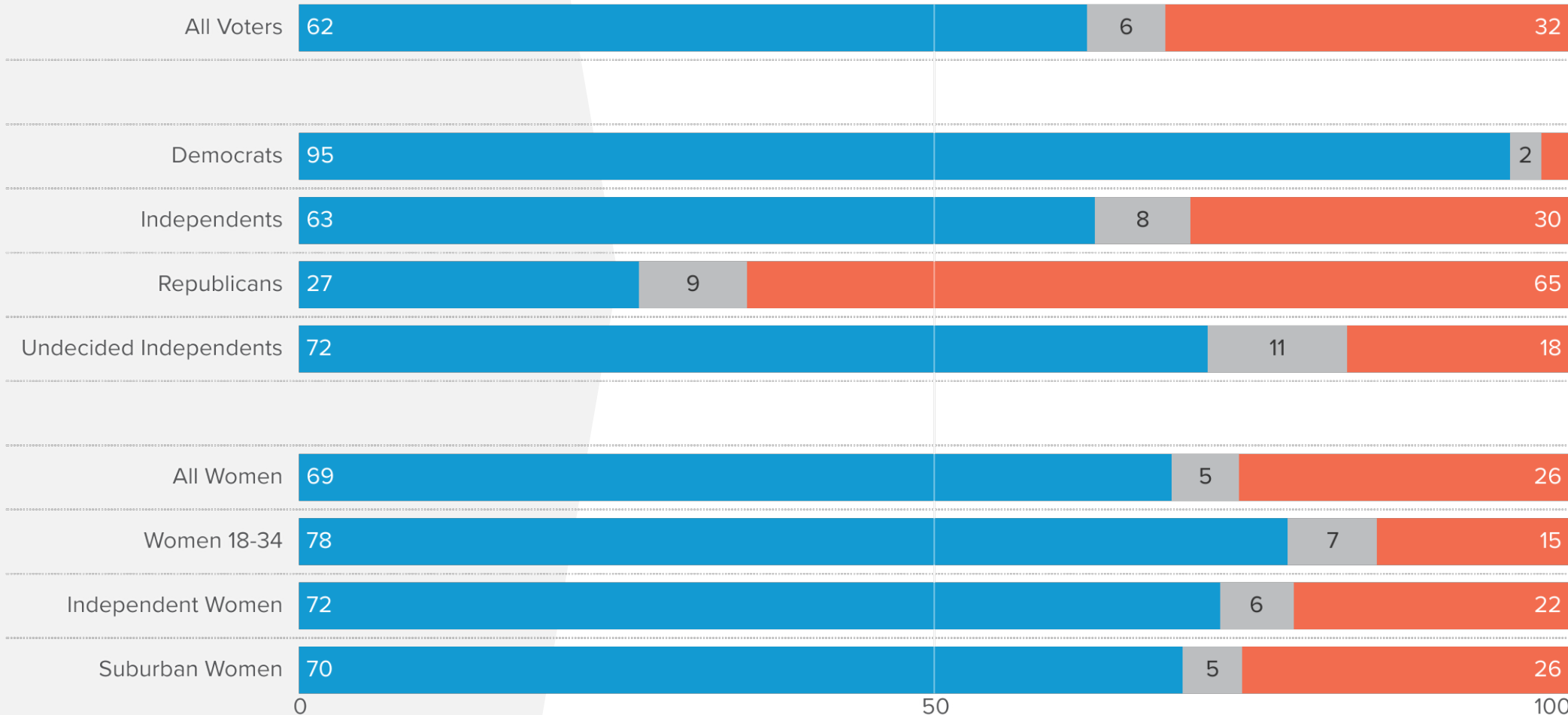
37 Competitive CDs



# Support/Oppose Women's Health Protection Act

● Support ● Not Sure ● Oppose

37 Competitive CDs

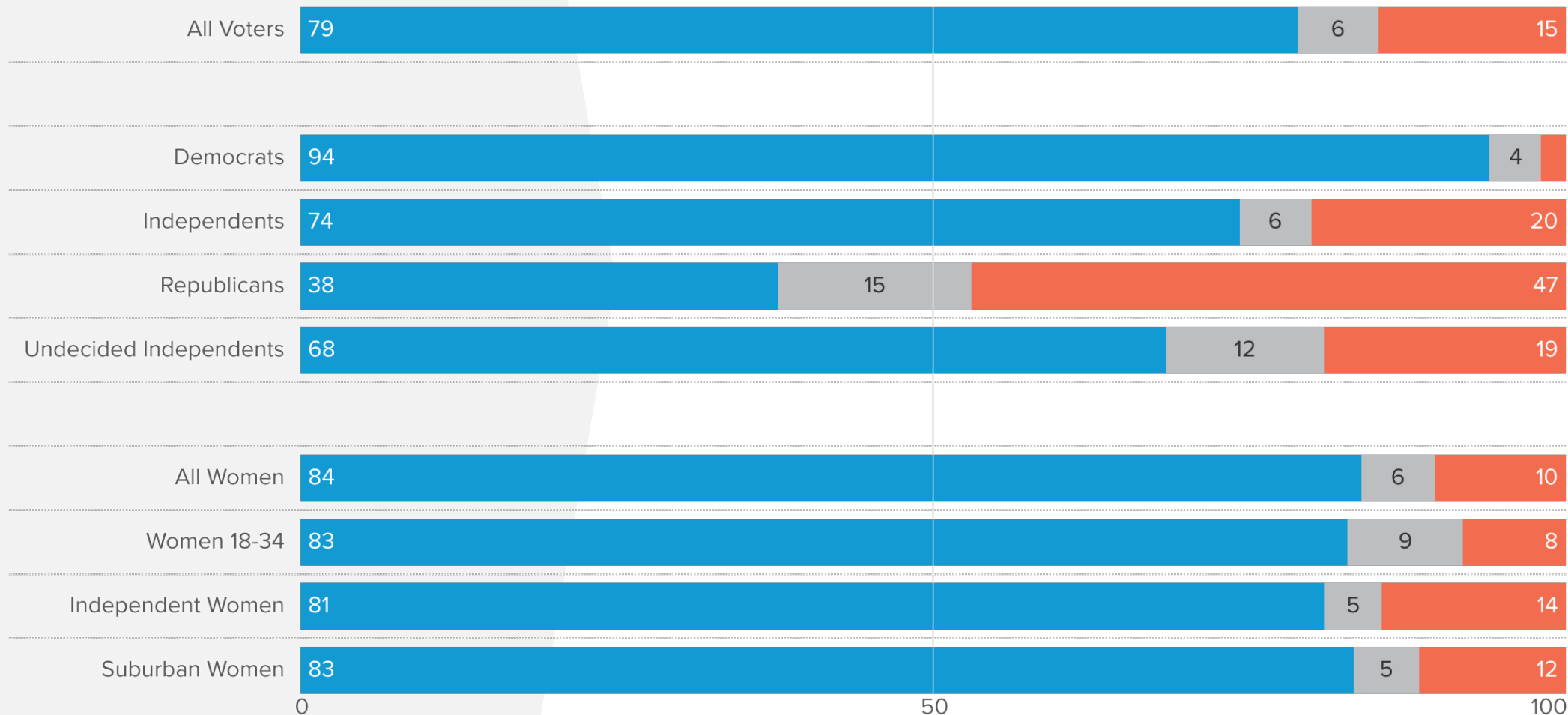




# Frustration if Senate Filibusters WHPA

● Frustrated ● Not sure ● Not Frustrated

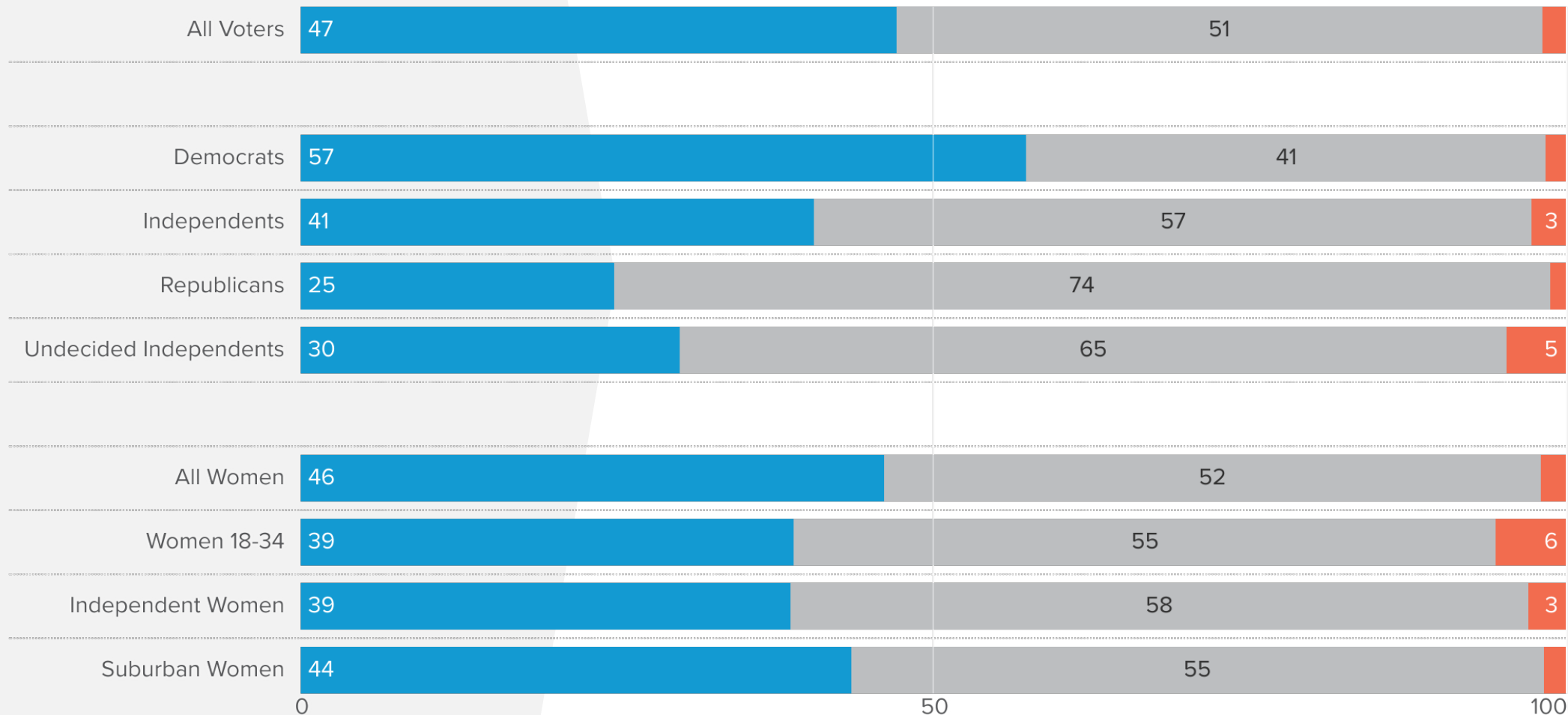
37 Competitive CDs – Among Those Who Agree that Roe is the Law of the Land



# Motivation to Vote if Senate Filibuster WHPA

● More motivated to vote in 2022    ● No difference in motivation to vote in 2022/Not sure    ● Less motivated to vote in 2022

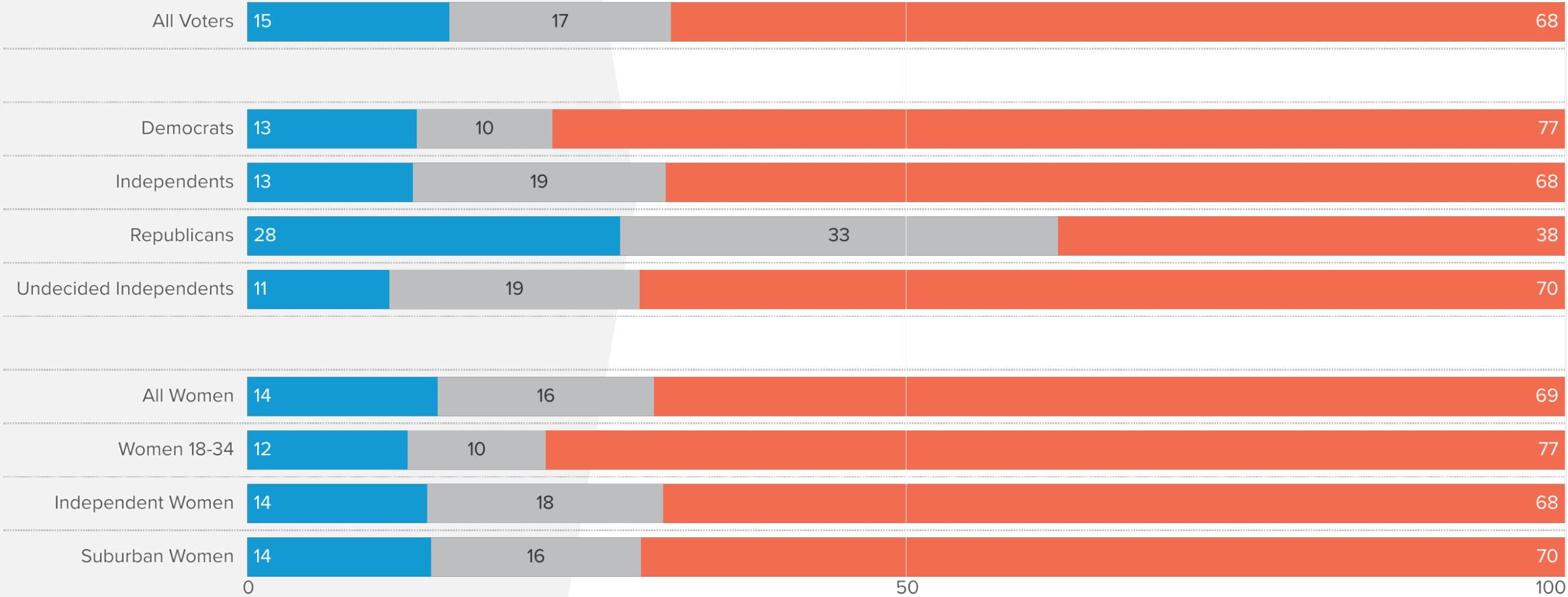
37 Competitive CDs – Among Those Who Agree that Roe is the Law of the Land



# Greater Threat to Women's Rights

- The U.S. Senate eliminating the filibuster to pass a bill to make Roe v. Wade the law of the land but allowing future Senate majorities to pass bills banning abortion with just 50 votes
- States passing laws to ban abortions before most women know they are pregnant and the U.S. Congress and U.S. Supreme Court doing nothing to stop it
- Not sure

## 37 Competitive CDs – Among Those Who Agree that Roe is the Law of the Land

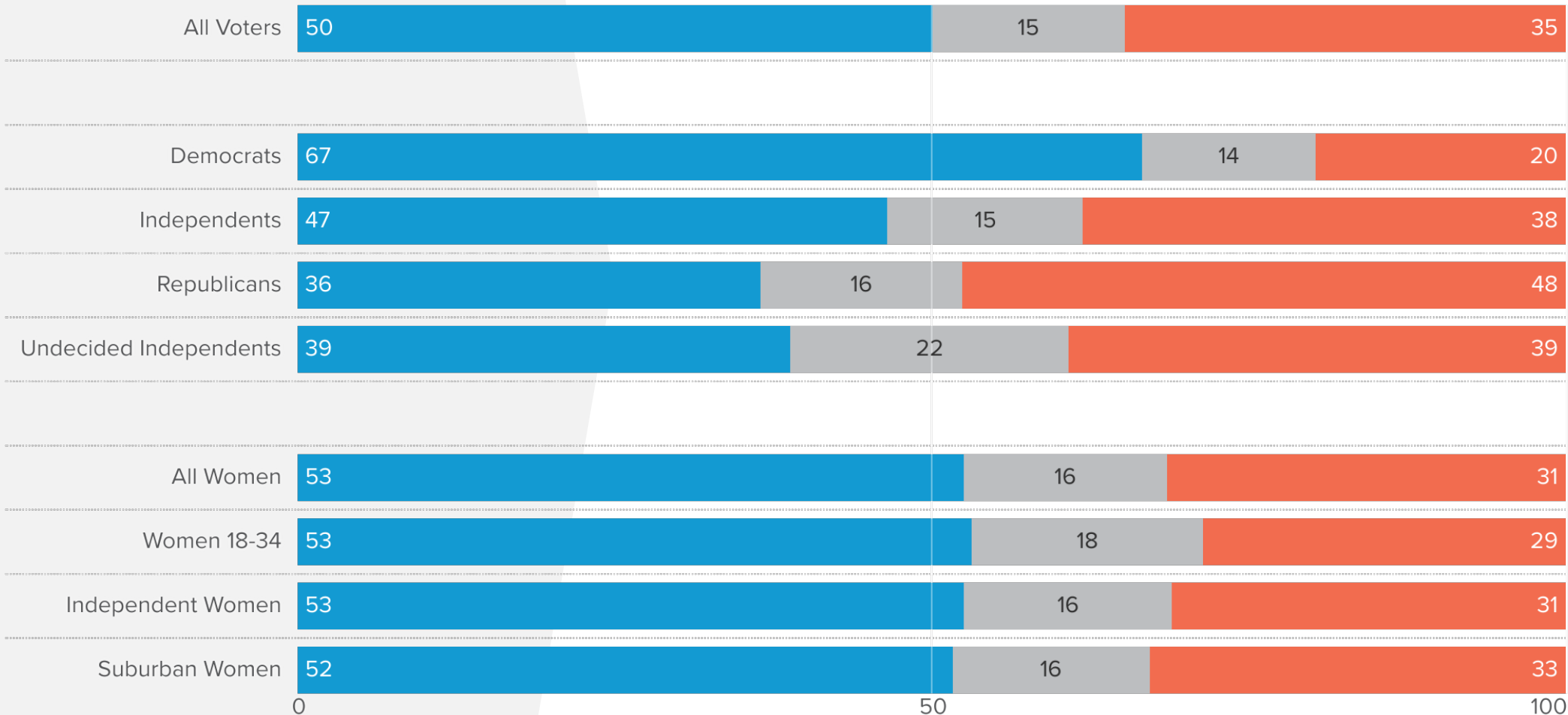


“(If Believe Roe v. Wade is the law of the land) What do you think is a greater threat to a woman’s right to choose:”

# Likelihood of Supreme Court Overturning Roe

● Likely ● Not sure ● Not Likely

37 Competitive CDs





# Sample of Previous FM Reports

For reference and background, the following reports provide additional context and data on other areas of voter opinion we have studied:

- Public Sentiment on the For the People Act ([March 24, 2021](#))
- Support for President Biden's Jobs Plan & Proposals to Pay for It ([April 29, 2021](#))
- Future Majority's Winning the Future study on voter attitudes ([May 2021](#))
- Battleground CDs Survey: Play Offense ([June 14, 2021](#))
- Battleground Survey: Wisconsin, Nevada, and Georgia ([June 24, 2021](#))
- Future Majority's Playbook 2.0 ([June 2021](#))
- Message Delivery ([July 19, 2021](#))
- Future Majority's Playbook: Message Discipline ([July 2021](#))
- Jobs: Michigan and the Battleground Congressional Districts ([August 16, 2021](#))
- Voter Opinions on Defending Freedom and Democracy: Florida and Virginia ([August 23, 2021](#))
- The Path Forward ([September 19, 2021](#))
- Revenue Support Findings for the Build Back Better agenda ([September 21, 2021](#))

# About Future Majority

Future Majority was founded in 2017 to fill the critical need for an outside, non-biased, data-driven strategy center focused on brand, storytelling, and policy to advise leaders as they think about issues, campaigning, and governing. Future Majority's team of top-level political leaders, policy professionals, investors, cutting-edge researchers, and social media and creative experts are focused on fulfilling that mission.

Since the 2020 election, Future Majority, with our partners at Change Research, has surveyed 52,146 voters in swing congressional districts and battleground states. Voters surveyed include 23,697 likely voters in the 37 congressional districts decided by +/- 5 points, 3,465 voters in seven congressional districts held by Democrats that Trump won in 2020, 3,738 voters statewide in Arizona, 1,585 voters in Florida, 1,603 voters statewide in Georgia, 2,141 voters statewide in Michigan, 1,733 voters statewide in Missouri, 1,335 voters statewide in Nevada, 2,363 statewide voters in Pennsylvania, 1,334 voters in Virginia, 1,546 voters in Wisconsin, and 2,513 voters in West Virginia. Future Majority has also completed a first-of-its-kind metaphor elicitation study of American swing-state voters that provides a deep understanding of how they see the Democratic and Republican parties, how they feel about America now and into the future, and where governing parties can connect with and deliver for the American voter.

Since its founding, Future Majority has surveyed 127,041 voters.



**Future**  
**MAJORITY**

**To learn more, contact  
Mark Riddle at [Mark.Riddle@FutureMajority.org](mailto:Mark.Riddle@FutureMajority.org)**

Paid for by Future Majority, Inc. [www.futuremajority.org](http://www.futuremajority.org)